

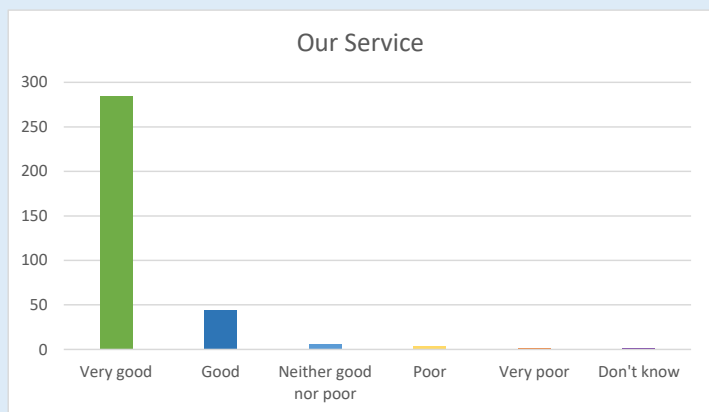
Friends and Family Test Results

July 2024

1. Our Service

Overall how was your experience of our service?

Very good	285
Good	44
Neither good nor poor	6
Poor	4
Very poor	1
Don't know	2
Total	342



2. Your Comments

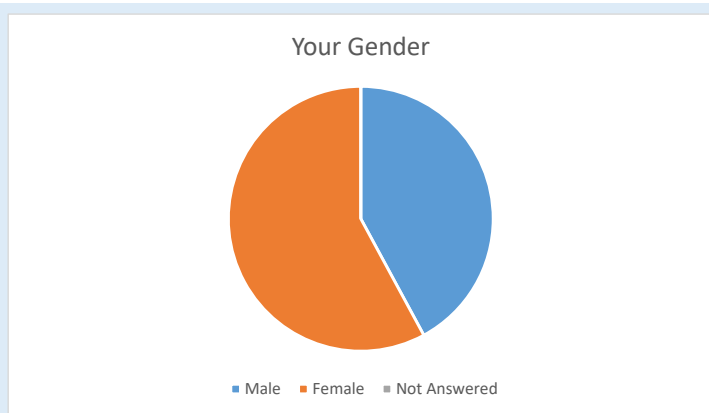
Please can you tell us why you gave your answer?

Please tell us about anything that we could have done better



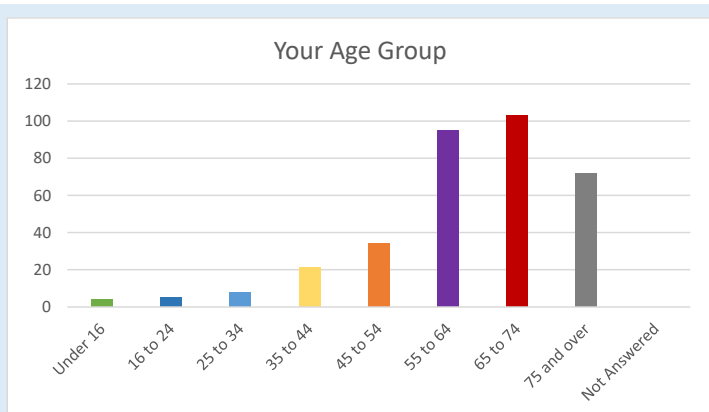
3. Your Gender

Male	144
Female	198
Not Answered	0
Total	342



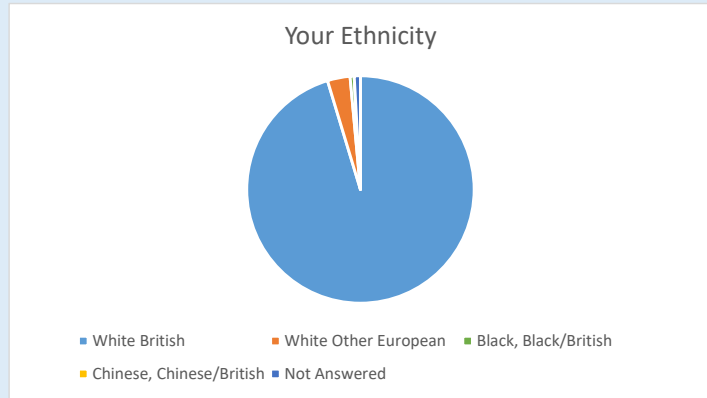
4. Your Age Group

Under 16	4
16 to 24	5
25 to 34	8
35 to 44	21
45 to 54	34
55 to 64	95
65 to 74	103
75 and over	72
Not Answered	0
Total	342



5. Your Ethnicity

White British	326
White Other European	11
Black, Black/British	2
Chinese, Chinese/British	0
Not Answered	3
Total	342



6. Your Employment Status

Full Time Employment	93
Part Time Employment	44
Not Employed	26
Retired	176
Not Answered	3
Total	342

